








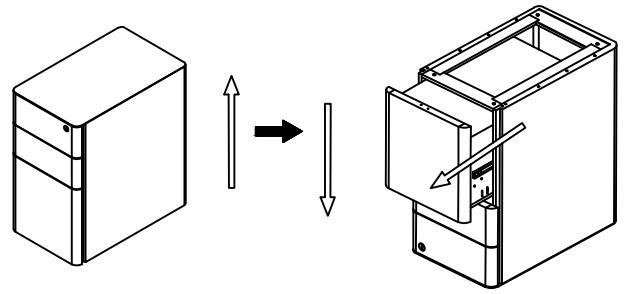


- (A)  - 2
- (B)  - 2
- (C)  - 4
- (D)  - 4
- (E)  - 1
- (F)  - 2
- (G)  - 1
- (H)  - 2
- (I)  - 1

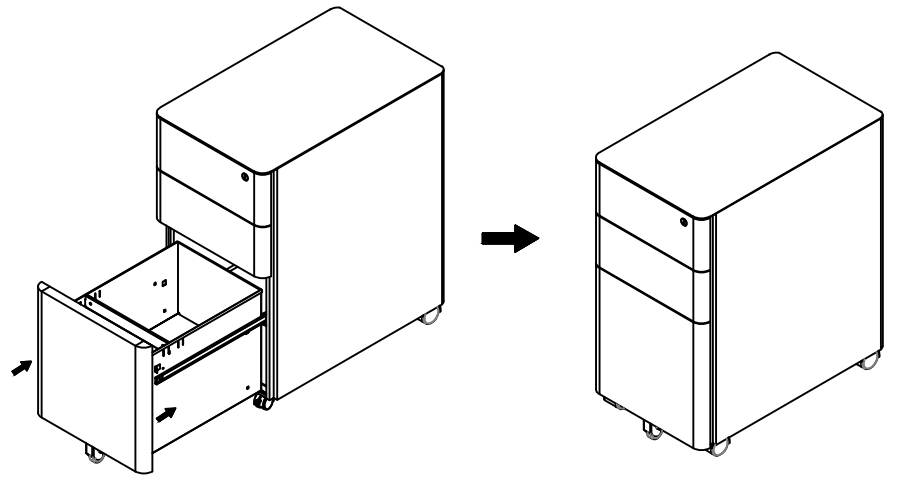
Mobile File Cabinet Assembly Instruction  
All accessories are put in the middle drawer

### Step 1



Tool (Not included)

### Step 3



### Step 2

