

OVERVIEW

This document lists the contents included in the box as well as the assembly instructions for this product. Kindly take your time to identify the hardware and individual components. We highly recommend placing the components and hardware atop a soft, carpeted and/or padded surface area to protect the product and your property during assembly.

QUESTIONS?

Missing hardware or require further assistance for assembly? Email us at support@noahome.com or call us at +65 3138 2655 or +61 2 4050 0260. We're always here to help.

CLEAN AND CARE INSTRUCTIONS

- Do not dispose of any packaging or contents until assembly is completed to avoid accidentally discarding components or hardware.
- Place all hardware and components atop a soft, carpeted and/or padded surface area to protect the product and your property during assembly.
- Clean surfaces with a dry soft cloth. Do not use abrasive cleaners or furniture polish.
- Tighten screws and components every six (6) months.
- Wood may expand and contract with changes in humidity and ambient temperature. Try to maintain a consistent room temperature as well as humidity levels to minimize movement (warping) of the wooden materials.
- Over time, air and sunlight may change the color of the product finish. To prevent fading, avoid placing your bed frame in direct sunlight.

EXCHANGE & RETURNS

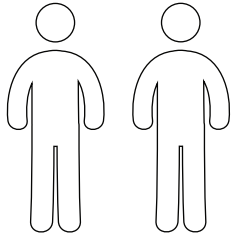
If you are not entirely satisfied with your purchase, we will gladly accept a return of an unopened, unassembled and unused item within 7 days of receipt of your delivery. The unopened, unassembled and unused item must be returned in its original condition and packaging. Refunds will be processed based on the original method of payment. Returns are subject to delivery and/or restocking fees.

WARRANTY


Thank you for purchasing a new Noa product. We hold ourselves to the highest standards of product quality and are confident you'll be pleased with your purchase. All products are carefully inspected prior to shipment. Our products carry a one-year warranty covering manufacturing defects. The warranty applies only to a household use of our products. The warranty does not cover regular wear and tear, scratches, discoloration due to exposure to light, misuse, shrinkage or peeling of materials, or abusive wear.

PLEASE NOTE: If you notice that your product or its components are damaged upon unboxing, please notify us in writing at support@noahome.com within three (3) days of receipt of your delivery. We require photos of the damaged component(s) within (3) days of receipt of your delivery to process a replacement, repair or return. Claims made after (3) days of receipt of your delivery are subject to fees.

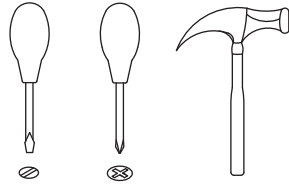
All claims relating to damaged products or components must be made before assembly of the product.



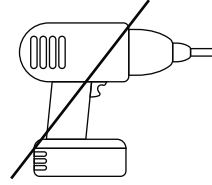
TWO PERSON ASSEMBLY (RECOMMENDED)



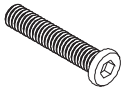
TWO PERSON TO MOVE / LIFT



(NOT INCLUDED)



(DO NOT USE DRILL)



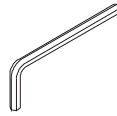
A x5
Spec: 5/16*L40



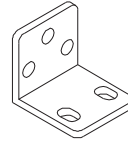
B x12
Spec: M6*20



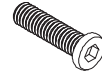
C x5
Spec: $\phi 8 * \phi 18$



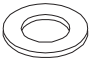
D x1
Spec: 5#



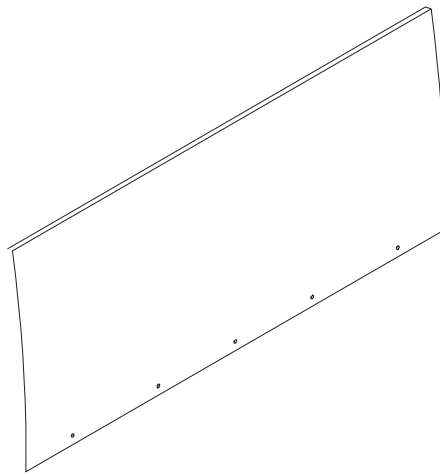
E x4
Spec:



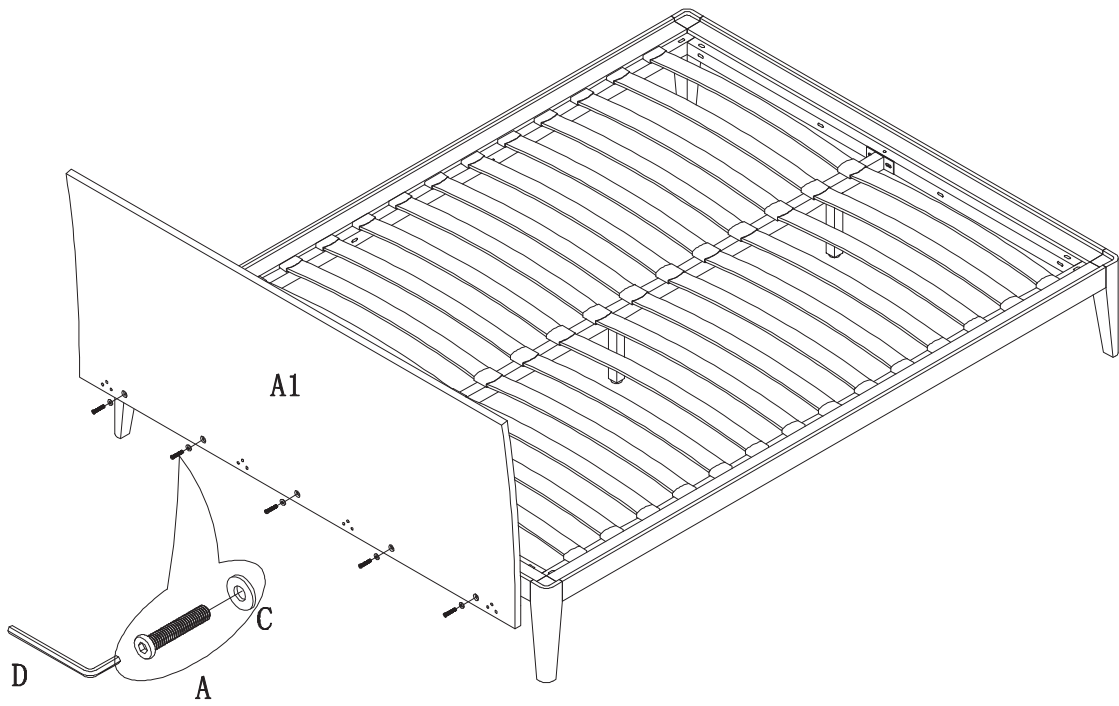
F x8
Spec: 5/16*L30



G x20
Spec: $\phi 8 * \phi 1$



A1 x1



1

Suggestion: The headboard is heavy. We suggest one person, or more, hold the headboard while another person insert and tighten the screws.

2

